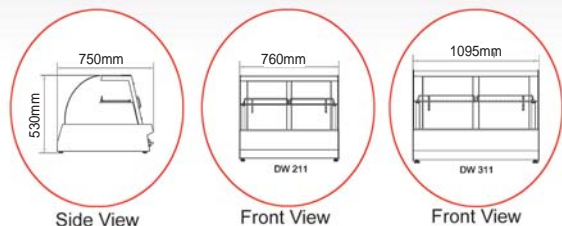


Stainless Steel Electrical Display Warmer



DW 311



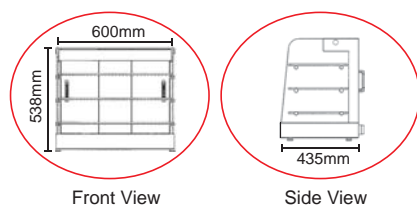
Model	Product Dimension (L x W x H) (mm)	Packing Dimension (L x W x H) (mm)	Capacity Foodpan	Weight (kg)
DW 211	760 x 750 x 530	840 x 813 x 610	2 full size (65mm Dept)	48
DW 311	1095 x 750 x 530	1200 x 830 x 610	3 full size (65mm Dept)	64

Power		Voltage, Frequency (V, Hz)	Temperature (°C)	Packing Volume (m ³)
(W)	(mm)			
2200	35 / 37	220~240, 50 / 60	30 ~ 90	0.42
2900	35 / 37	220~240, 50 / 60	30 ~ 90	0.61

Stainless Steel Electrical Pie Warmer



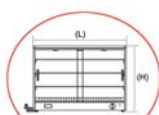
FW-5G



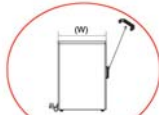
Model	Product Dimension (L x W x H) (mm)	Packing Dimension (L x W x H) (mm)	Weight (kg)
FW-5G	600 x (398 + 37) x 540	670 x 485 x 610	23

Vol (m ³)	Level Of Shelvings	Normal Amps (A)	Total Load (W)
0.082	3	3.5	860

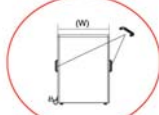
Stainless Steel Electrical Food Warmer with Thermometer



Front View



Side View



Side View



NFW 50-2

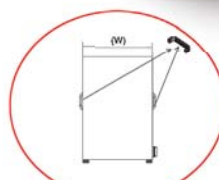


Model	Product Dimension (L x W x H) (mm)	Packing Dimension (L x W x H) (mm)	Weight (kg)	Vol (m ³)	Level Of Shelvings	Normal Amps (A)	Total Load (W)
NFW35-2	560 x (360 + 86) x 515	620 x 420 x 585	20	0.15	3	3.7	860
NFW40-2	560 x (360 + 86) x 724	620 x 420 x 815	25	0.21	5	3.7	860
NFW45-2	800 x (360 + 86) x 515	875 x 420 x 585	25	0.21	3	5.0	1160
NFW50-2	800 x (360 + 86) x 724	860 x 420 x 820	35	0.30	5	5.0	1160
NFW55-2	997 x (495 + 86) x 617	1055 x 555 x 690	44	0.40	3	6.9	1190

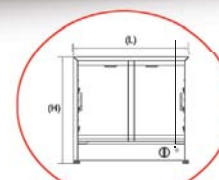
Stainless Steel Electrical Food Warmer



FW 35



Side View



Front View



Model	Product Dimension (L x W x H) (mm)	Packing Dimension (L x W x H) (mm)	Weight (kg)	Vol (m ³)	Level Of Shelvings	Normal Amps (A)	Total Load (W)
FW 35	557 x (337 + 84) x 515	615 x 395 x 580	18	0.14	3	3.5	810
FW 40	557 x (362 + 84) x 720	615 x 420 x 815	24	0.21	5	4.6	810
FW 45	797 x (337 + 84) x 515	855 x 395 x 585	23	0.20	3	4.6	1190
FW 50	797 x (362 + 84) x 720	855 x 420 x 810	32	0.29	5	6.8	1190
FW 55	1000 x (501 + 84) x 620	1060 x 560 x 690	40	0.41	3	6.9	1190